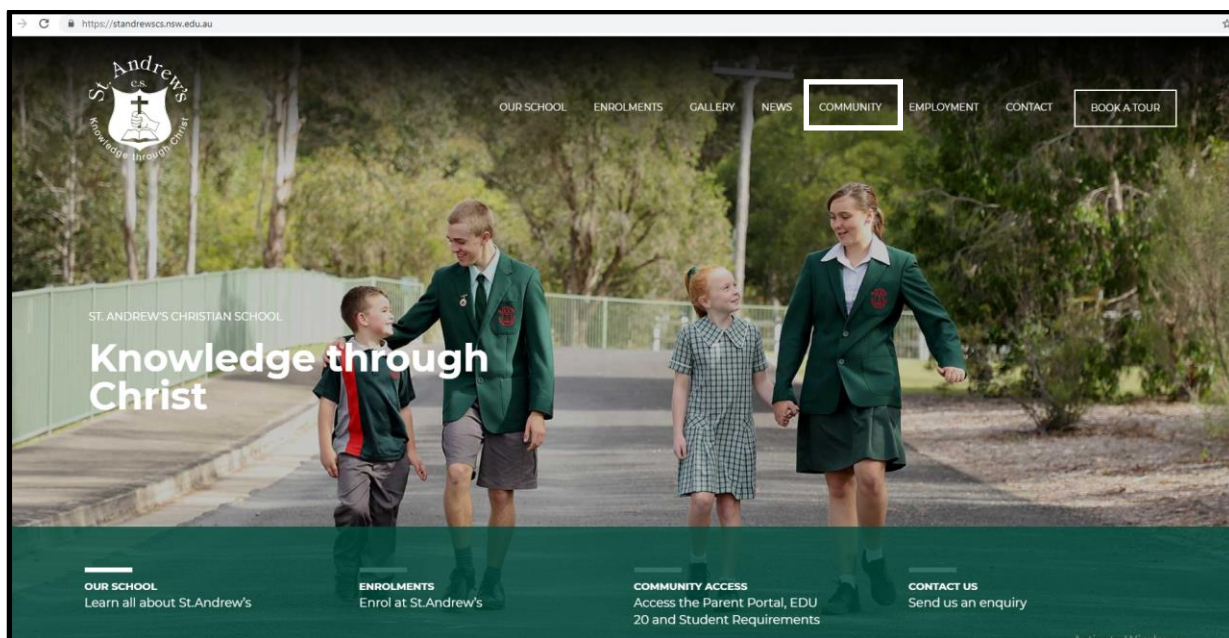


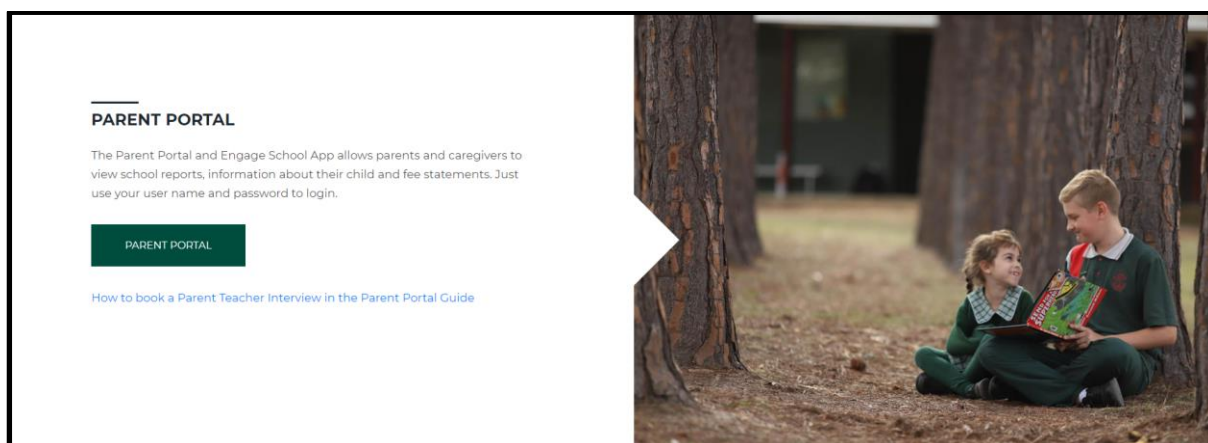
## How to View Your Child's Report on the Parent Portal

1. Log onto the **Parent Portal** via the **Community** page on the School's website.


<https://standrewscs.nsw.edu.au>



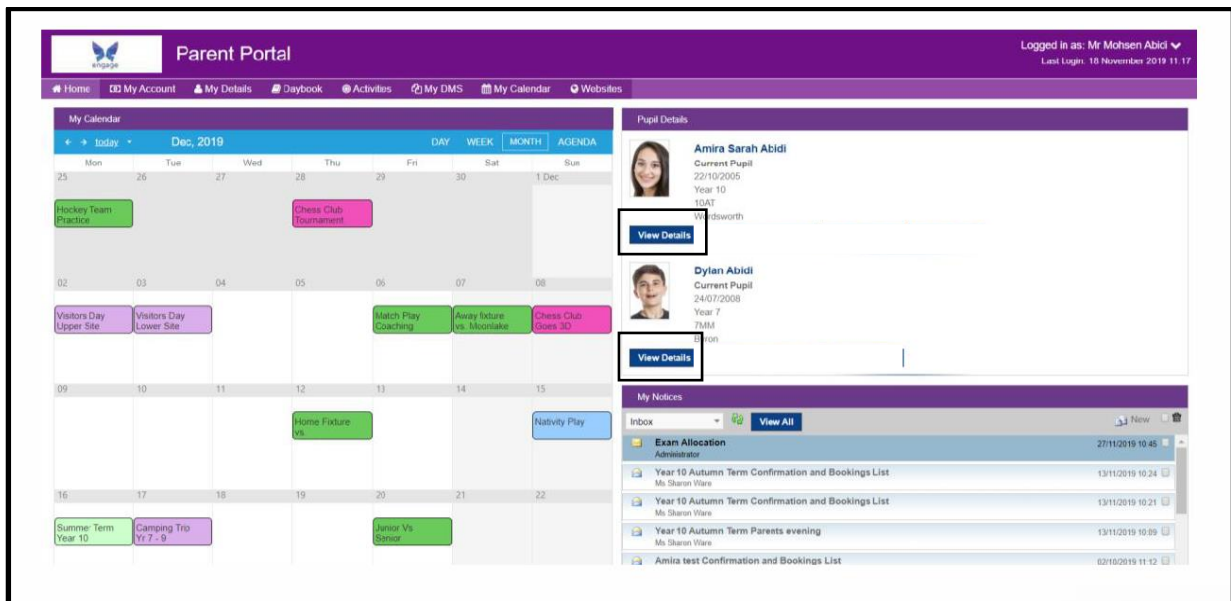
2. The **Parent Portal** is located on the **Community** page **below** the Term Dates and EDU20 Portal.




- When you press on the **Parent Portal** button the following login screen will appear. To log in, use your user name and password supplied by the school. If you require a log-in or have forgotten your password, please email [reception@standrewscs.nsw.edu](mailto:reception@standrewscs.nsw.edu) or contact Student Reception.



- When you have logged in, the following information will appear. Please note if you have multiple children enrolled at the school all should appear on the right hand side of the screen. Under the photo of each child is the **View Details** button.



5. To view each child's school report, press the **View Details** button and click on **Assessment Reports**. A reporting period box will appear – click on this box and from the drop down menu select Half Yearly 2021. Your child's report should then appear for you to click on and view. The report is in pdf format so you can print if required.

Contact Details
Siblings
Timetable
Medical Details
Pupil Subjects and Teachers
Pupil Details
Assessment Reports
Reporting Period: <b>Yearly Report</b> <input type="checkbox"/> Show this year's Reporting Periods: <input type="checkbox"/> Show all reports for this pupil: <input type="checkbox"/>
Report Name
 <a href="#">Yearly Report Primary For Yearly Report</a>
Attendance